

Penn State Smeal College of Business

2014-2015 Undergraduate Employment Report

Full-Time | Internship | Co-op



PennState
Smeal College of Business

Table of Contents

College Employment Overview.....	3	Employment by Major Overview.....	7
Employer Activity: Full-Time		Accounting.....	8
Top Hiring Organizations: Full-Time.....	4	Finance.....	9
Employer Activity: Internship/Co-op		Management.....	10
Top Hiring Organizations: Internship/Co-op.....	5	Management Information Systems.....	11
Employment by Function		Marketing.....	12
Employment by Industry		Risk Management: Actuarial Science.....	13
Employment by State.....	6	Risk Management: Enterprise Risk Management.....	14
		Risk Management: Real Estate.....	15
		Supply Chain and Information Systems.....	16

College Employment Overview

Introduction

The following report details full-time, internship, and co-op employment outcomes at the Penn State Smeal College of Business for the 2014-2015 academic year. The Undergraduate Full-Time, Internship, and Co-op Employment Report is prepared by the Penn State Smeal College of Business Career & Corporate Connections Office.

Data was collected through a survey, which was distributed at Summer 2014, Fall 2014, and Spring 2015 commencements, to gather student outcomes at graduation. Students who did not respond, or who were still seeking employment, were surveyed up through three months post graduation to collect updated information on career outcomes. We received 1,366 of 1,659 graduating student responses regarding their career outcome status upon graduation. The overall response rate to the survey was 82%.

Internship information is self-reported and was collected through December 2015.

Graduation Outcomes

Total Student Placement Upon Graduation*	79%
Full-Time Offers Upon Graduation	67%
Military Service	0.5%
Public Service	0.5%
Entrepreneurship	1%
Further Education	9%
Still Seeking	21%
Post Grad Internship	2.1%
Students with Internships who are Employed Full-Time	93.64%

* Total Student Placement upon graduation includes: received full-time offer, military service, further education, entrepreneurship, public service, or internship. Students selecting "Other" were taken out of the calculation.

* Note that 90% of those who chose military service, public service, entrepreneurship, further education, or post-grad internship received a full-time offer.

Top Hiring Organizations: Full-Time

Top hiring organizations include those companies that hired eight or more seniors from the 2015 graduating class.

Company	Number of Students Hired
EY	54
PricewaterhouseCoopers	51
KPMG	33
Deloitte	31
PNC Bank	16
IBM	14
Dick's Sporting Goods	13
Grant Thornton	13
Textron	13
JPMorgan Chase & Co	12
Johnson & Johnson	11
Macy's	8
Bank of America Corporation	8
AIG	8
GE	7
Vanguard	7

College Employment Overview

Employer Activity: Internship & Co-op

Smeal saw a 7% decrease of internship and co-op job opportunities for business students in 2014-2015. The number of interviews conducted on-campus increased by 17%. The total number of internships reported was 899.

Semester Completed	All Business Majors
Fall 2014	17
Spring 2015	53
Spring/Summer co-op	61
Summer 2015	709
Summer/Fall co-op	59
Total	899

	SmealConnect Activity	Change
Number of on-campus interviews	3657	+ 17%
Number of job postings	1573	- 7%

Top Hiring Organizations: Internship & Co-op

Top hiring organizations include those companies that hired eight or more students for internships and/or co-ops.

Company	Number of Students Hired
PricewaterhouseCoopers	72
EY	56
Johnson & Johnson	51
KPMG	25
Deloitte	18
Penn State University	16
Bank of America	12
JPMorgan Chase & Co.	12
PNC Bank	10
The Hershey Company	10
AIG	9
General Electric	9
Bloomberg L.P.	8
Boeing	8

College Employment Overview

Employment by Function



Employment by Industry



Employment by State: Top 15

State	Percent
PA	34%
NY	21%
NJ	10%
VA	5%
TX	4%
MA	3%
CA	3%
MD	3%
DE	2%
IL	2%
GA	2%
NC	2%
CT	2%
DC	1%
FL	1%

Employment by Major Overview

Outcomes upon Graduation	Full-Time Offers, Further Education, Military Service, Entrepreneurship, Public Service, Post-Grad Internship	Average Salary per Major	Students with Internships who are Employed Full-Time	Internship/Co-op Salary per Week	% of those with Paid Internship
Accounting	89%	\$56,009	95%	\$938.96	95%
Finance	83%	\$65,526	94%	\$922.17	89%
Management	69%	\$48,790	85%	\$572.73	77%
Management Information Systems	72%	\$60,162	96%	\$765.26	90%
Marketing	66%	\$49,811	94%	\$648.48	70%
Risk Management/Actuarial Science	68%	\$64,914	100%	\$923.33	100%
Risk Management/Enterprise Risk Management	83%	\$56,004	81%	\$757.89	100%
Risk Management/Real Estate	73%	\$48,250	83%	\$440.00	100%
Supply Chain and Information Systems	83%	\$57,358	94%	\$760.00	93%

* The Corporate Innovation and Entrepreneurship (CIENT) Major will not have reported data until the 2015-2016 Undergraduate Employment Report.

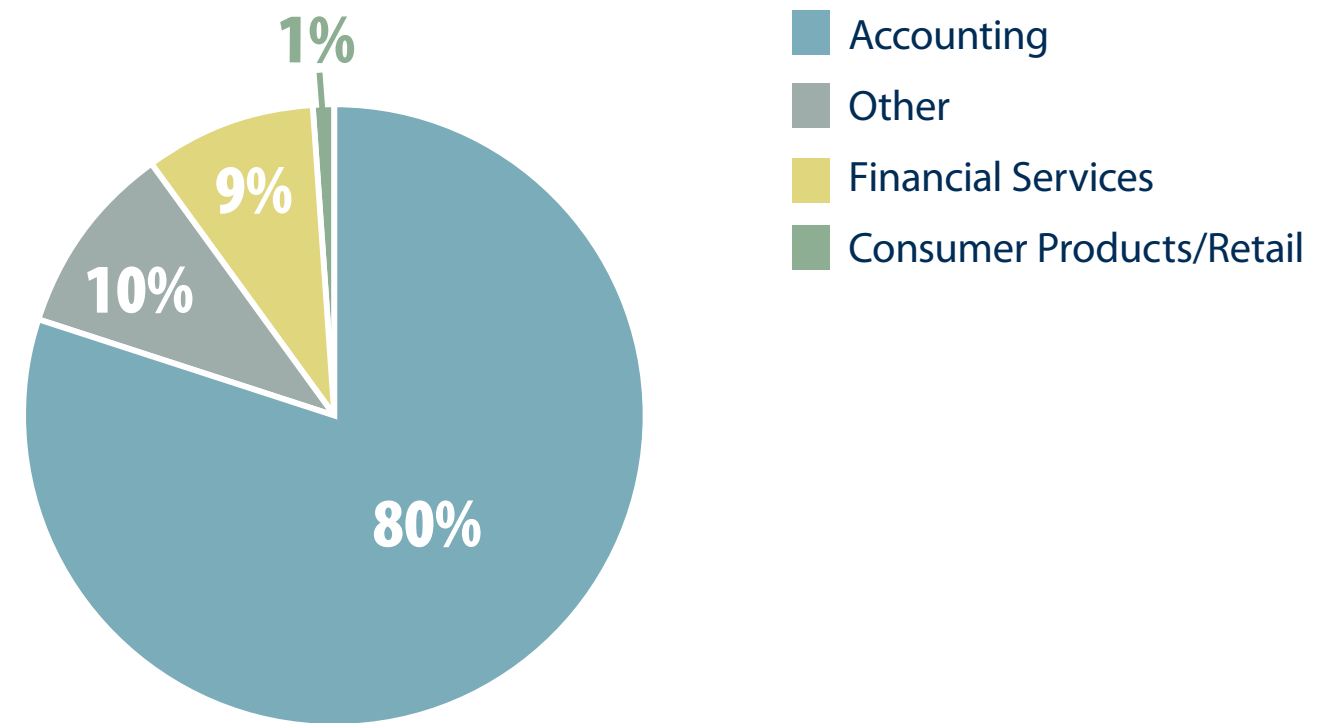
Employment by Major Overview: Accounting

Student Outcomes Upon Graduation *	Overall Accounting Major	Four-Year Accounting Majors	Masters of Accounting (MAcc)
Full-Time Offers Upon Graduation	65%	47%	99%
Military Service	0.5%	0.5%	0%
Public Service	0%	0%	0%
Entrepreneurship	1%	1%	0%
Further Education	18%	28%	0%
Still Seeking	11%	16%	1%
Post-Grad Internship	4%	6%	0%
% of Seniors Who Held At Least One Internship	84%	77%	97%

Top Hiring Organizations: Full-Time**

- PricewaterhouseCoopers
- EY
- KPMG
- Deloitte
- Grant Thornton
- CohnReznick
- Textron
- RSM (McGladrey)
- PNC Bank
- BDO USA
- General Electric
- EisnerAmper
- BNY Mellon
- Protiviti
- Cherry Bekaert

Employment by Industry



Top Hiring Organizations: Internship & Co-op**

- EY
- PricewaterhouseCoopers
- KPMG
- Deloitte
- Johnson & Johnson
- Baker Tilly
- Grant Thornton
- RSM (McGladrey)

Number of Students who had an Internship or Co-op by Semester

- Fall 2014: 2
- Spring 2015: 31
- Spring/Summer Co-op: 4
- Summer 2015: 163
- Summer/Fall Co-op: 2

Internship/Co-op SmealConnect Activity

- Number of interviews conducted:
- Accounting only: 550 (+24%)
 - MAcc only: 90 (+29%)
- Number of job postings with accounting as desired major:
- Accounting only: 341 (-24%)
 - MAcc only: 228 (-21%)

* Total Student Placement upon graduation includes: received full-time offer, military service, further education, entrepreneurship, public service, or internship. Students selecting "Other" were taken out of the calculation.

** Top hiring organization lists are in rank order according to the number of students hired. Companies are listed if they hired two or more students.

Employment by Major Overview: Finance

Overall Student Outcomes*	83%
Full-Time Offers Upon Graduation	72%
Military Service	0%
Public Service	1%
Entrepreneurship	1%
Further Education	8%
Still Seeking	17%
Post-Grad Internship	1%
% of Seniors Who Held At Least One Internship	88%

Top Hiring Organizations: Internship & Co-op**

- PricewaterhouseCoopers
- Johnson & Johnson
- Deloitte
- EY
- JPMorgan Chase & Co.
- Aetna
- AIG
- Bloomberg L.P.
- Goldman Sachs

Number of Students who had an Internship or Co-op by Semester

- Fall 2014: 2
- Spring 2015: 6
- Spring/Summer Co-op: 12
- Summer 2014: 157
- Summer/Fall Co-op: 10

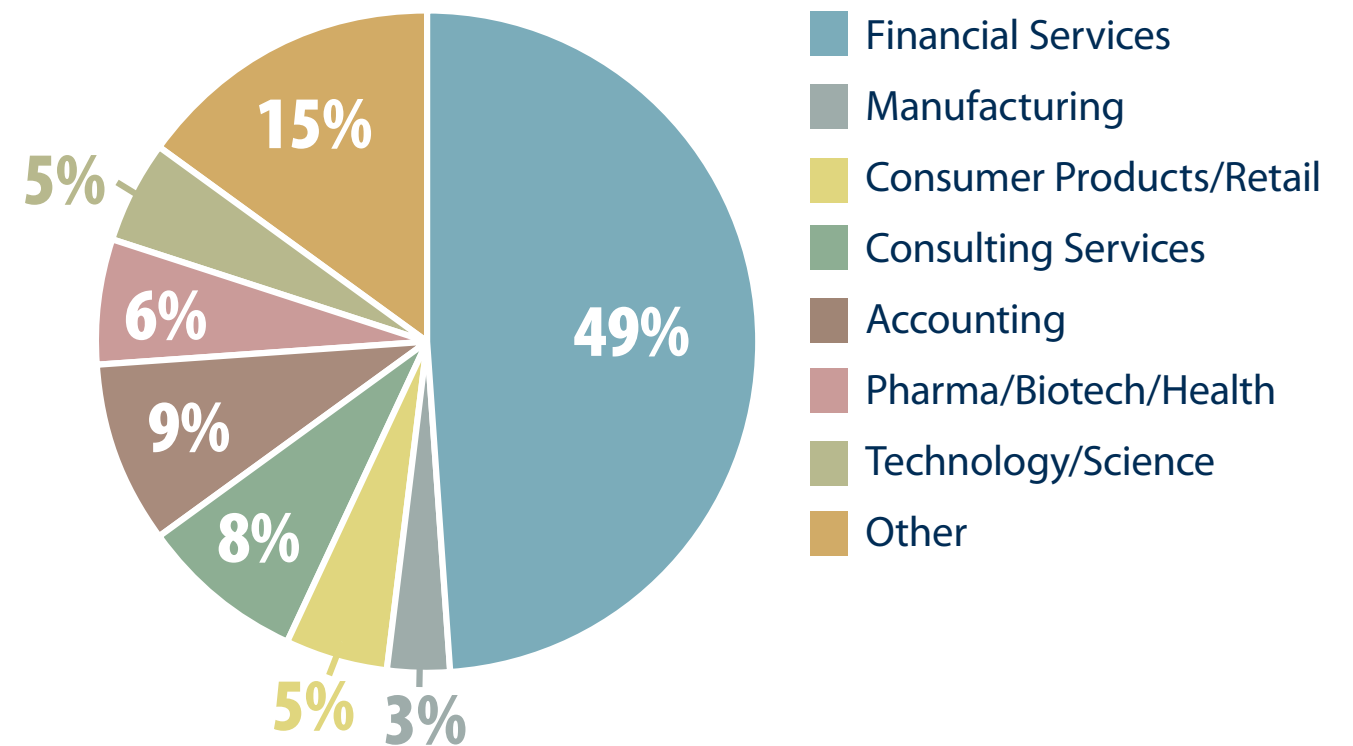
Internship/Co-op SmealConnect Activity

- Number of Interviews Conducted: 333 (-54%)
- Number of job postings with finance as desired major: 39 (+16%)

Top Hiring Organizations: Full-Time**

- JPMorgan Chase & Co.
- PricewaterhouseCoopers
- Deloitte
- Goldman Sachs
- PNC Bank
- Wells Fargo
- IBM
- Prudential
- UBS
- EY
- General Electric
- Johnson & Johnson
- Bank of America
- CitiGroup

Employment by Industry



* Total Student Placement upon graduation includes: received full-time offer, military service, further education, entrepreneurship, public service, or internship. Students selecting "Other" were taken out of the calculation.

** Top hiring organization lists are in rank order according to the number of students hired. Companies are listed if they hired two or more students.

Employment by Major Overview: Management

Overall Student Outcomes*	69%
Full-Time Offers Upon Graduation	56%
Military Service	2%
Public Service	1%
Entrepreneurship	2%
Further Education	8%
Still Seeking	31%
Post-Grad Internship	0%
% of Seniors Who Held At Least One Internship	71%

Top Hiring Organizations: Full-Time**

- Macy's
- Target
- PNC Bank
- Aramark
- Amazon.com, Inc.
- JPMorgan Chase & Co.
- Sherwin Williams
- Kohl's

Top Hiring Organizations: Internship & Co-op**

- Mack Trucks
- Macy's
- NCO

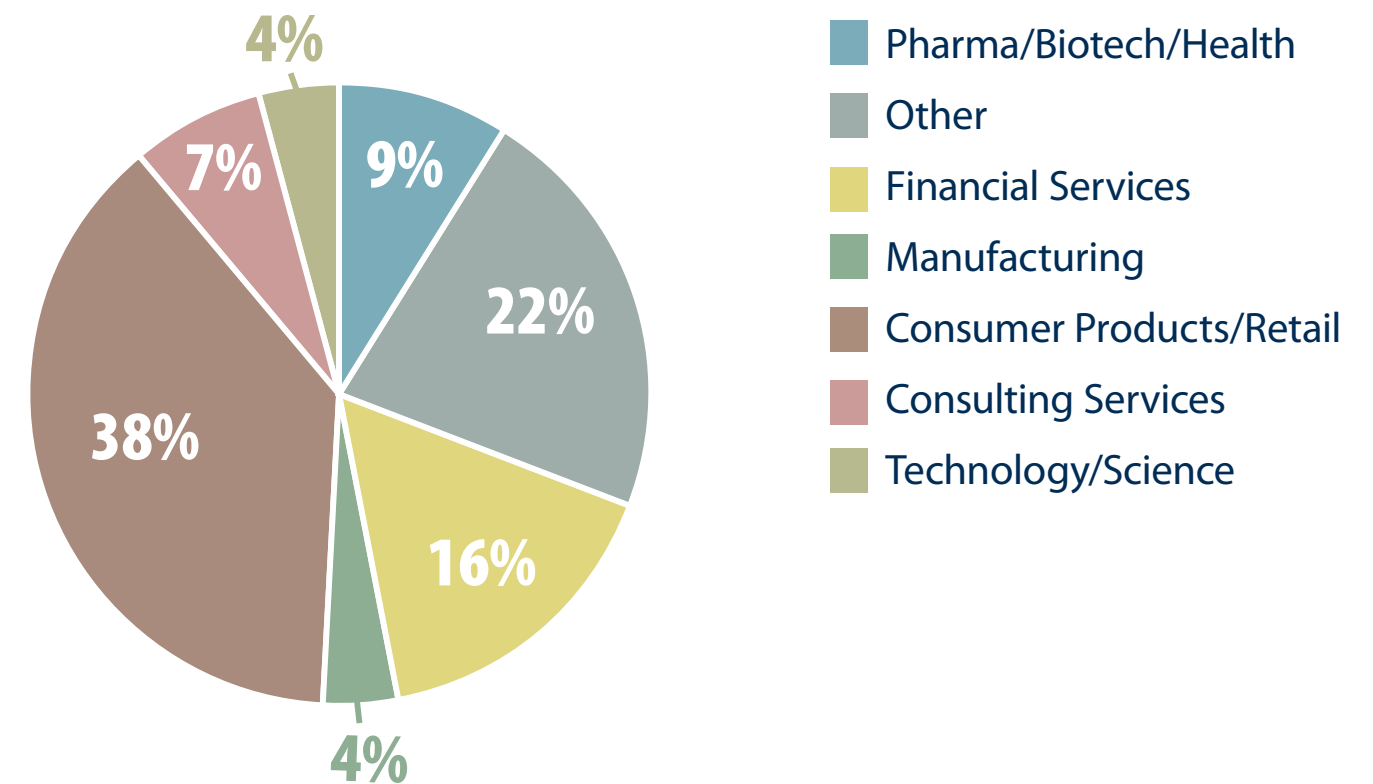
Number of Students who had an Internship or Co-op by Semester

- Fall 2014: 1
- Spring 2015: 3
- Spring/Summer Co-op: 0
- Summer 2015: 26
- Summer/Fall Co-op: 0

Internship/Co-op SmealConnect Activity

- Number of Interviews Conducted: 86 (-4%)
- Number of job postings with management as desired major: 203 (+39%)

Employment by Industry



* Total Student Placement upon graduation includes: received full-time offer, military service, further education, entrepreneurship, public service, or internship. Students selecting "Other" were taken out of the calculation.

** Top hiring organization lists are in rank order according to the number of students hired. Companies are listed if they hired two or more students.

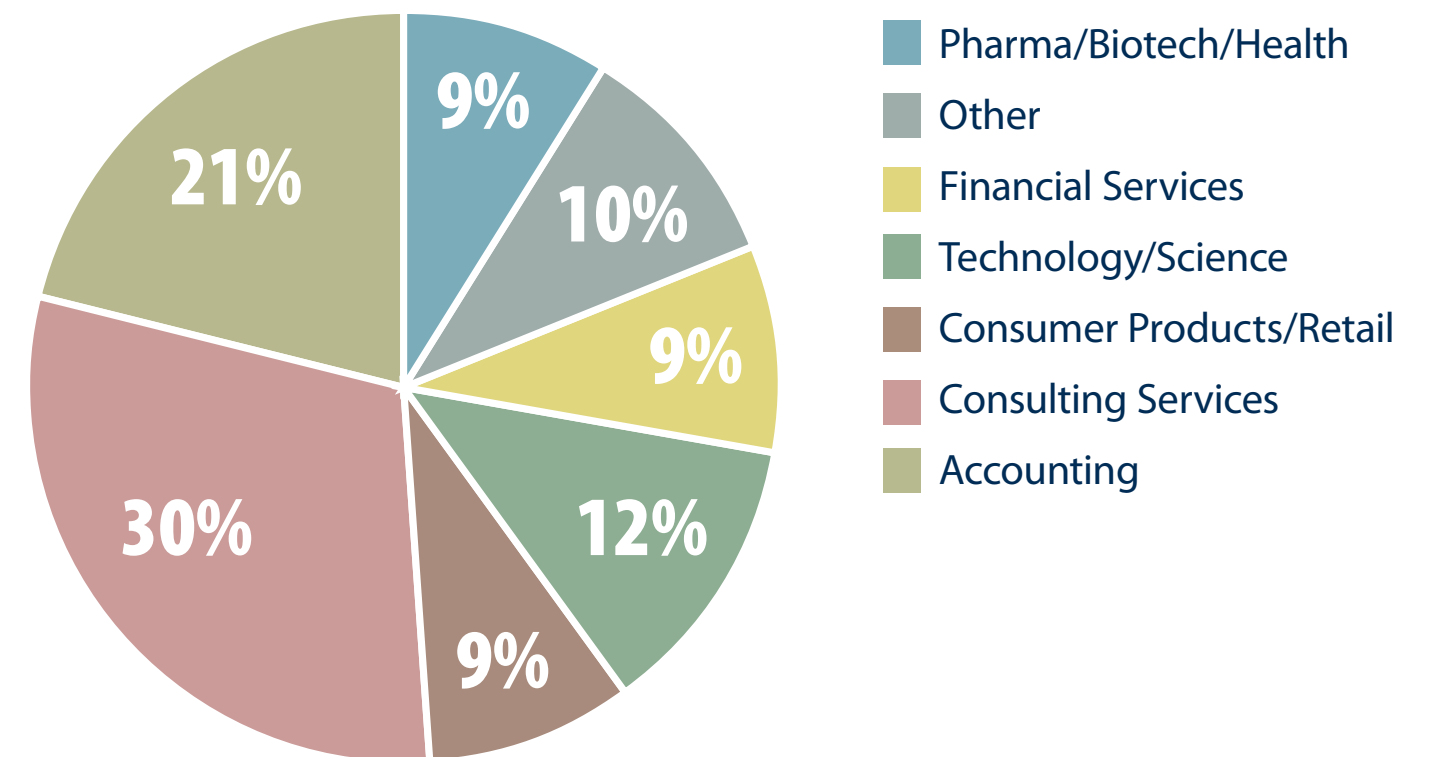
Employment by Major Overview: Management Information Systems

Overall Student Outcomes*	72%
Full-Time Offers Upon Graduation	64%
Military Service	0%
Public Service	0%
Entrepreneurship	1%
Further Education	5%
Still Seeking	28%
Post-Grad Internship	1%
% of Seniors Who Held At Least One Internship	81%

Top Hiring Organizations: Full-Time**

- EY
- PricewaterhouseCoopers
- Grant Thornton
- Cognizant Technology Solution
- Deloitte
- Intel
- Accenture

Employment by Industry



Top Hiring Organizations: Internship & Co-op**

- UnitedHealth Group
- EY
- Johnson & Johnson
- JPMorgan Chase & Co.

Number of Students who had an Internship or Co-op by Semester

- Fall 2014: 1
- Spring 2015: 1
- Spring/Summer Co-op: 3
- Summer 2015: 34
- Summer/Fall Co-op: 3

Internship/Co-op SmealConnect Activity

- Number of Interviews Conducted: 129 (+98%)
- Number of job postings with MIS as desired major: 175 (-6%)

* Total Student Placement upon graduation includes: received full-time offer, military service, further education, entrepreneurship, public service, or internship. Students selecting "Other" were taken out of the calculation.

** Top hiring organization lists are in rank order according to the number of students hired. Companies are listed if they hired two or more students.

Employment by Major Overview: Marketing

Overall Student Outcomes*	66%
Full-Time Offers Upon Graduation	59%
Military Service	0%
Public Service	0.5%
Entrepreneurship	1%
Further Education	3%
Still Seeking	34%
Post-Grad Internship	1%
% of Seniors Who Held At Least One Internship	84%

Top Hiring Organizations: Internship & Co-op**

- Johnson & Johnson
- Ross Stores
- Altria
- Burlington Coat Factory
- DICK'S Sporting Goods
- Reckitt Benckiser
- Target
- The Hershey Company
- TJX Companies

Number of Students who had an Internship or Co-op by Semester

- Fall 2014: 5
- Spring 2015: 4
- Spring/Summer Co-op: 8
- Summer 2015: 74
- Summer/Fall Co-op: 3

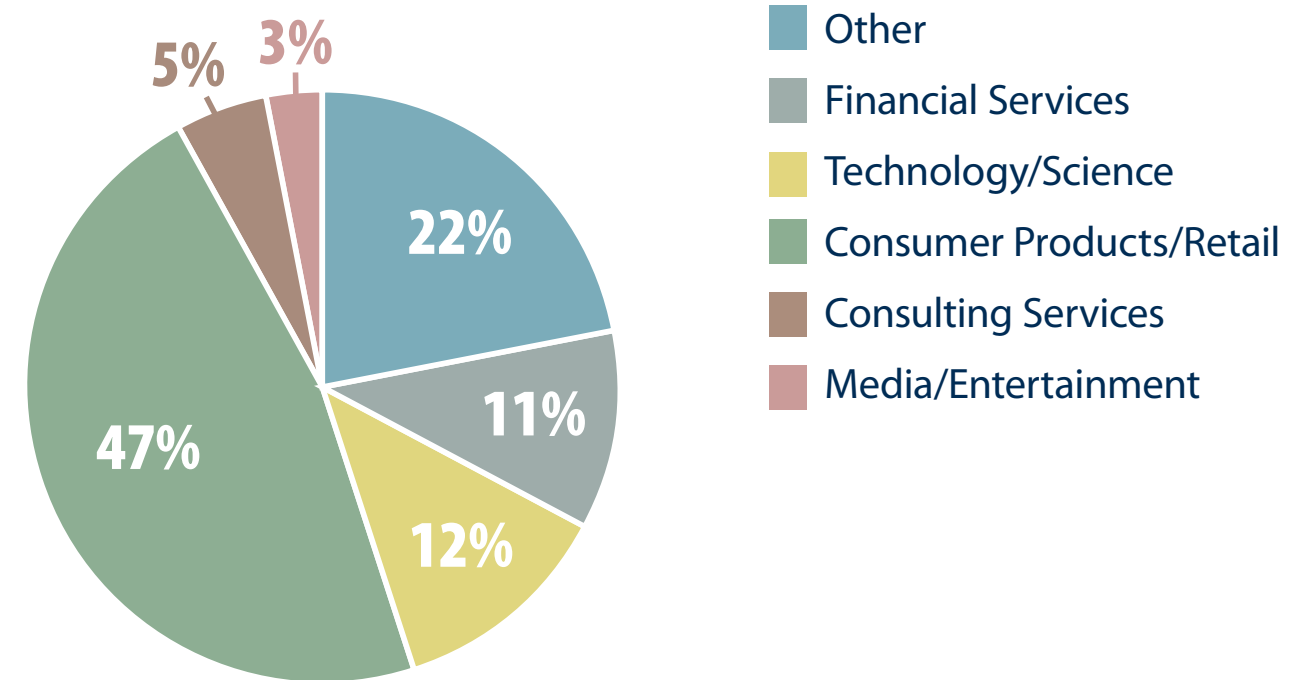
Internship/Co-op SmealConnect Activity

- Number of Interviews Conducted: 341 (+15%)
- Number of job postings with Marketing as desired major: 278 (+16%)

Top Hiring Organizations: Full-Time**

- Yelp
- Vanguard
- DICK'S Sporting Goods
- Altria
- TJX Companies

Employment by Industry



* Total Student Placement upon graduation includes: received full-time offer, military service, further education, entrepreneurship, public service, or internship. Students selecting "Other" were taken out of the calculation.

** Top hiring organization lists are in rank order according to the number of students hired. Companies are listed if they hired two or more students.

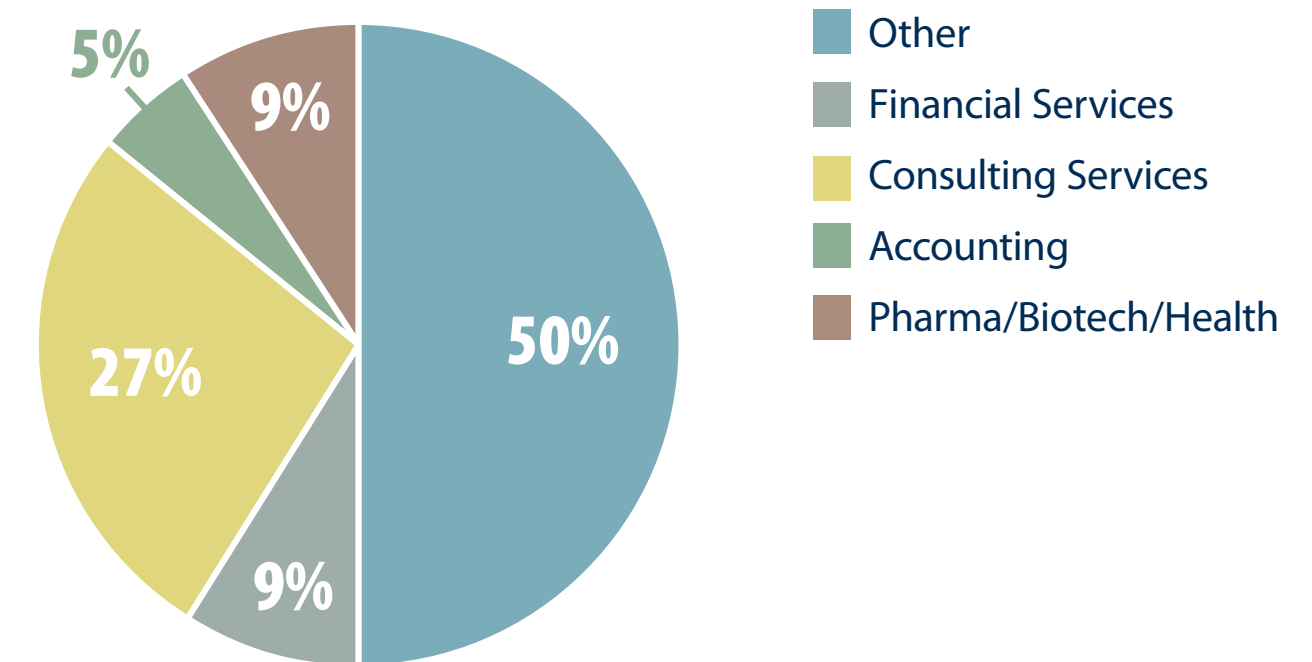
Employment by Major Overview: Actuarial Science

Overall Student Outcomes*	68%
Full-Time Offers Upon Graduation	50%
Military Service	0%
Public Service	0%
Entrepreneurship	2%
Further Education	11%
Still Seeking	32%
Post-Grad Internship	5%
% of Seniors Who Held At Least One Internship	64%

Top Hiring Organizations: Full-Time**

- AIG
- Cigna
- Aetna
- Independence Blue Cross
- Aon Hewitt
- Deloitte
- UnitedHealth Group

Employment by Industry



Top Hiring Organizations: Internship & Co-op**

- AIG
- Cigna

Number of Students who had an Internship or Co-op by Semester

- Fall 2014: 0
- Spring 2015: 0
- Spring/Summer Co-op: 0
- Summer 2015: 12
- Summer/Fall Co-op: 0

Internship/Co-op SmealConnect Activity

- Number of Interviews Conducted: 166 (+14%)
- Number of job postings with Actuarial Science as desired major: 100 (-63%)

* Total Student Placement upon graduation includes: received full-time offer, military service, further education, entrepreneurship, public service, or internship. Students selecting "Other" were taken out of the calculation.

** Top hiring organization lists are in rank order according to the number of students hired. Companies are listed if they hired two or more students.

Employment by Major Overview: Enterprise Risk Management

Overall Student Outcomes*	83%
Full-Time Offers Upon Graduation	75%
Military Service	3%
Public Service	0%
Entrepreneurship	0%
Further Education	5%
Still Seeking	18%
Post-Grad Internship	0%
% of Seniors Who Held At Least One Internship	75%

Top Hiring Organizations: Full-Time**

- EY
- JPMorgan Chase & Co.
- AIG
- PNC Bank

Top Hiring Organizations: Internship & Co-op**

- The Hartford
- Willis Group

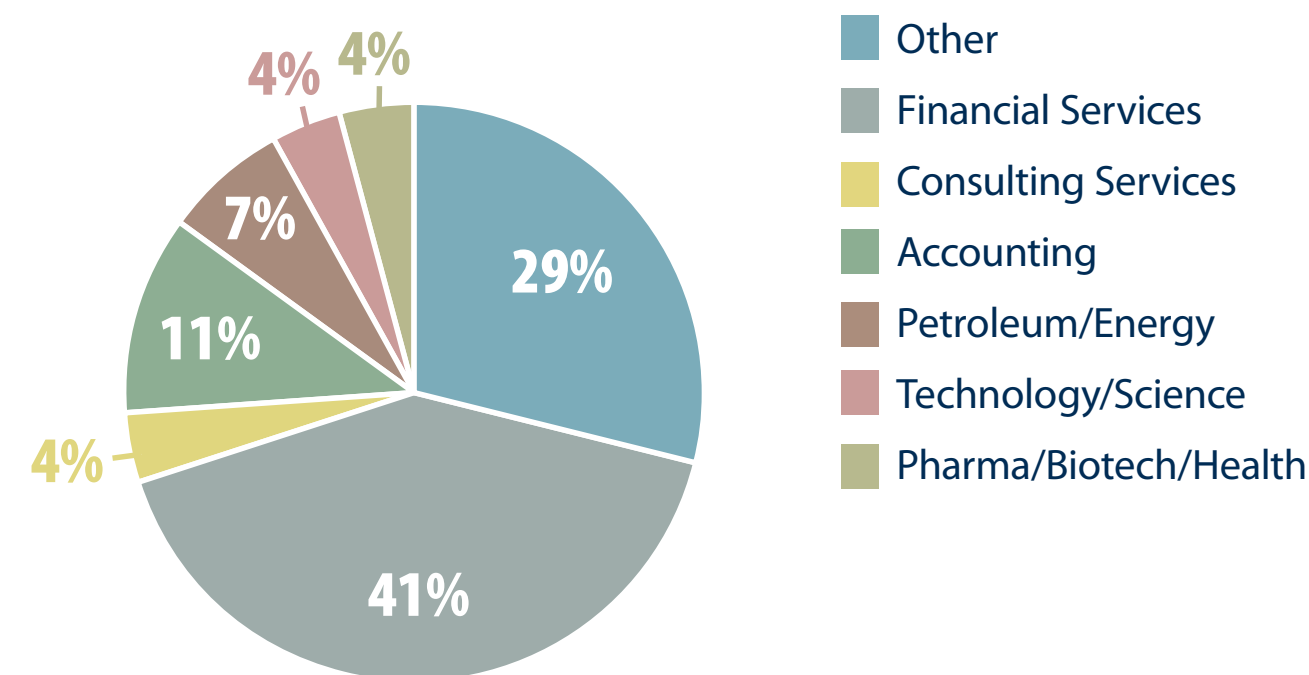
Number of Students who had an Internship or Co-op by Semester

- Fall 2014: 2
- Spring 2015: 1
- Spring/Summer Co-op: 0
- Summer 2015: 17
- Summer/Fall Co-op: 0

Internship/Co-op SmealConnect Activity

- Number of Interviews Conducted: 74 (-48%)
- Number of job postings with ERM as desired major: 80 (+74%)

Employment by Industry



* Total Student Placement upon graduation includes: received full-time offer, military service, further education, entrepreneurship, public service, or internship. Students selecting "Other" were taken out of the calculation.

** Top hiring organization lists are in rank order according to the number of students hired. Companies are listed if they hired two or more students.

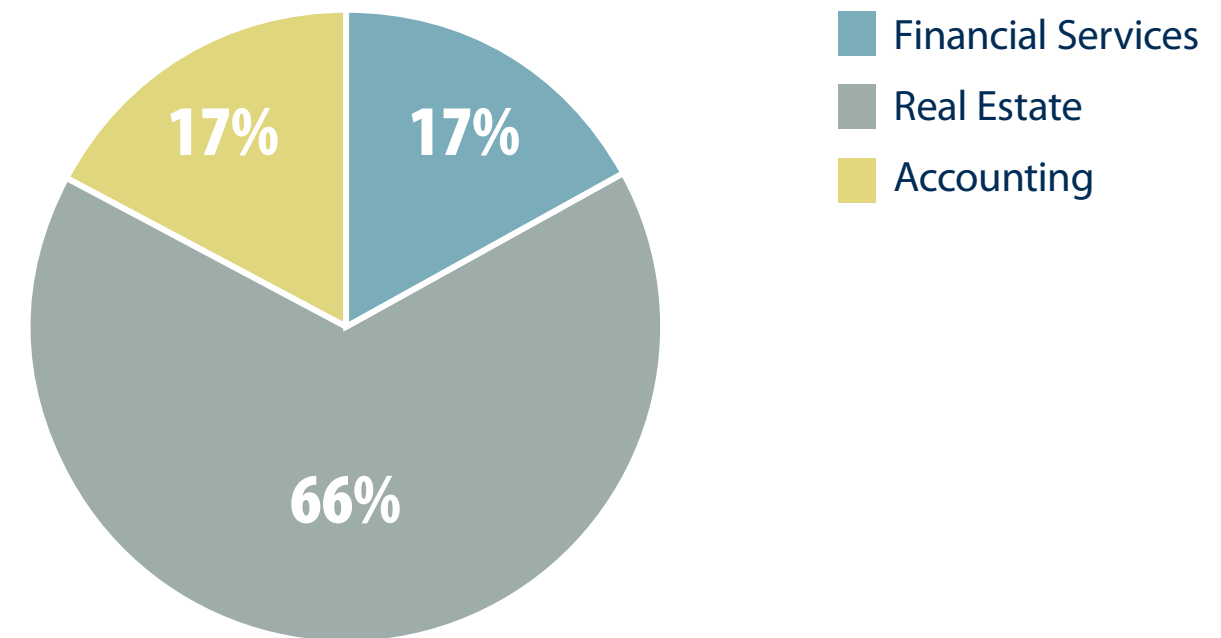
Employment by Major Overview: Real Estate

Overall Student Outcomes*	73%
Full-Time Offers Upon Graduation	53%
Military Service	0%
Public Service	0%
Entrepreneurship	0%
Further Education	20%
Still Seeking	27%
Post-Grad Internship	0%
% of Seniors Who Held At Least One Internship	87%

Top Hiring Organizations: Full-Time**

- CBRE Group, Inc.
- Willis Group
- PricewaterhouseCoopers
- Integra Realty Resources
- Altus Group
- Baker Tilly

Employment by Industry



Top Hiring Organizations: Internship & Co-op**

- Archer & Greiner
- CBRE Group
- Silverstein Properties

Number of Students who had an Internship or Co-op by Semester

- Fall 2014: 0
- Spring 2015: 0
- Spring/Summer Co-op: 0
- Summer 2015: 3
- Summer/Fall Co-op: 0

Internship/Co-op SmealConnect Activity

- Number of Interviews Conducted: 5 (-29%)
- Number of job postings with Real Estate as desired major: 35 (+16%)

* Total Student Placement upon graduation includes: received full-time offer, military service, further education, entrepreneurship, public service, or internship. Students selecting "Other" were taken out of the calculation.

** Top hiring organization lists are in rank order according to the number of students hired. Companies are listed if they hired two or more students.

Employment by Major Overview: Supply Chain and Information Systems

Overall Student Outcomes*	83%
Full-Time Offers Upon Graduation	75%
Military Service	0.5%
Public Service	0.5%
Entrepreneurship	0.5%
Further Education	6%
Still Seeking	17%
Post-Grad Internship	0.5%
% of Seniors Who Held At Least One Internship	88%

Top Hiring Organizations: Full-Time**

- EY
- Amazon.com, Inc.
- DICK'S Sporting Goods
- Boeing
- Deloitte
- IBM

Top Hiring Organizations: Internship & Co-op**

- Johnson & Johnson
- Boeing
- L'Oreal
- The Hershey Company

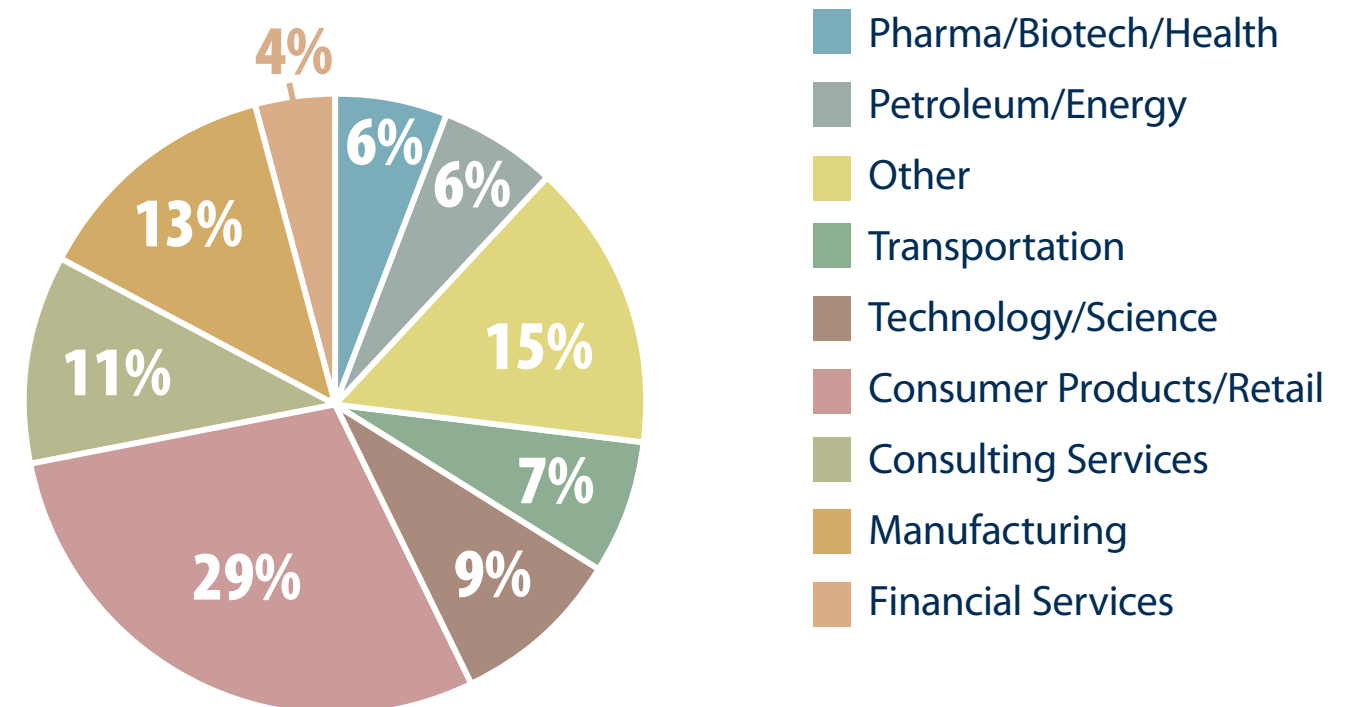
Number of Students who had an Internship or Co-op by Semester

- Fall 2014: 1
- Spring 2015: 1
- Spring/Summer Co-op: 29
- Summer 2015: 123
- Summer/Fall Co-op: 18

Internship/Co-op SmealConnect Activity

- Number of Interviews Conducted: 356 (+4%)
- Number of job postings with SC&IS as desired major: 258 (+4%)

Employment by Industry



* Total Student Placement upon graduation includes: received full-time offer, military service, further education, entrepreneurship, public service, or internship. Students selecting "Other" were taken out of the calculation.

** Top hiring organization lists are in rank order according to the number of students hired. Companies are listed if they hired two or more students.